

# Recessed Halogen Down Lights

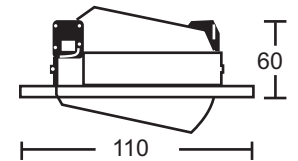


## Saba, Ean & Idalia

A wide range of low / mains voltage recessed down lights for display & decorative applications

### Features / Material / Finish

- Body :** Zinc alloy or aluminum sheet with choice of color / finish – white and silver.
- Shape :** Eyeball, single side tilt 45° features.
- Lamp :** Low voltage 12 volt 20 watt / 35 watt / 50 watt lamp with suitable transformer and mains voltage recessed down light with 240 volt GU10 50 watt / 35 watt lamp.
- Holder :** Floating 20 cm lead premium quality holders to last long.
- Installation :** Quick and easy installation with spring clips.

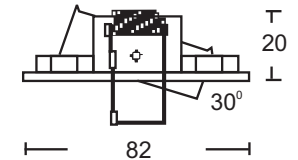


Cutout : 85mm

### Saba

### Features / Material / Finish

- Body :** Die cast Zinc alloy or aluminum with choice of color / finish – white and silver.
- Shape :** Flush type, single side tilt 30° features.
- Lamp :** Low voltage 12 volt 20 watt / 35 watt / 50 watt lamp with suitable transformer and mains voltage recessed down light with 240 volt GU10 50 watt / 35 watt lamp.
- Holder :** Floating 20 cm lead premium quality holders to last long.
- Installation :** Quick and easy installation with spring clips.

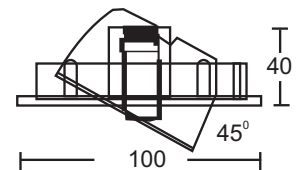


Cutout : 73mm

### Ean

### Features / Material / Finish

- Body :** Zinc alloy or aluminum sheet with choice of color / finish – white and silver.
- Shape :** Flush type, single side tilt 45° features.
- Lamp :** Low voltage 12 volt 20 watt / 35 watt / 50 watt lamp with suitable transformer and mains voltage recessed down light with 240 volt GU10 50 watt lamp.
- Holder :** Floating 20 cm lead premium quality holders to last long.
- Installation :** Quick and easy installation with spring clips.



Cutout : 90mm

### Idalia

Glitz Code	Description	Lamp Socket
Saba	Saba Recessed Down light 12 V / 240 V	GU 5.3 / GU 10
Ean	Ean Recessed Down light 12 V / 240 V	GU 5.3 / GU 10
Idalia	Idalia Recessed Down light 12 V / 240 V	GU 5.3 / GU 10